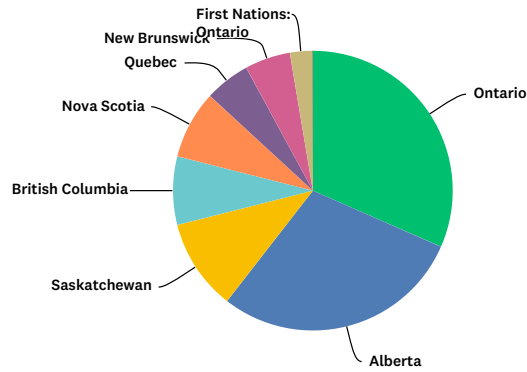


CAPG Research and Policy Committee Survey

Q1 Your Board/Commission is located in?

Answered: 38 Skipped: 0

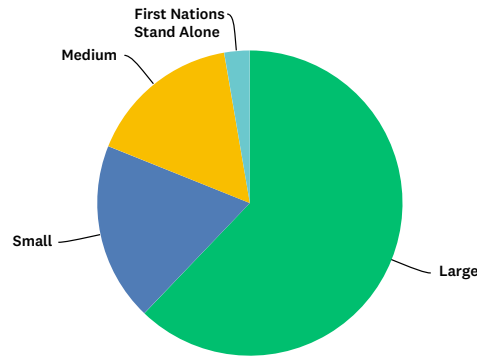


ANSWER CHOICES	RESPONSES	
Ontario	31.58%	12
Alberta	28.95%	11
Saskatchewan	10.53%	4
British Columbia	7.89%	3
Nova Scotia	7.89%	3
Quebec	5.26%	2
New Brunswick	5.26%	2
First Nations: Ontario	2.63%	1
Manitoba	0.00%	0
Newfoundland and Labrador	0.00%	0
Prince Edward Island	0.00%	0
Northwest Territories	0.00%	0
Yukon	0.00%	0
Nunavut	0.00%	0
First Nations: West	0.00%	0
First Nations: West	0.00%	0
Northwest Territories	0.00%	0
TOTAL		38

CAPG Research and Policy Committee Survey

Q2 Using the Canadian Association of Police Governance (CAPG) categories, how would you describe the size of the community you serve?

Answered: 37 Skipped: 1

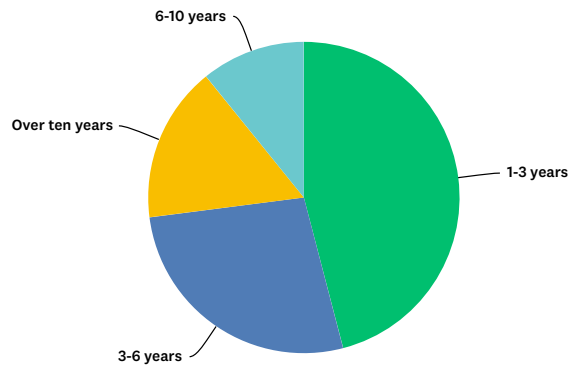


ANSWER CHOICES	RESPONSES	
Large	62.16%	23
Small	18.92%	7
Medium	16.22%	6
First Nations Stand Alone	2.70%	1
TOTAL		37

CAPG Research and Policy Committee Survey

Q3 How long have you been a Board/Commission Member?

Answered: 37 Skipped: 1

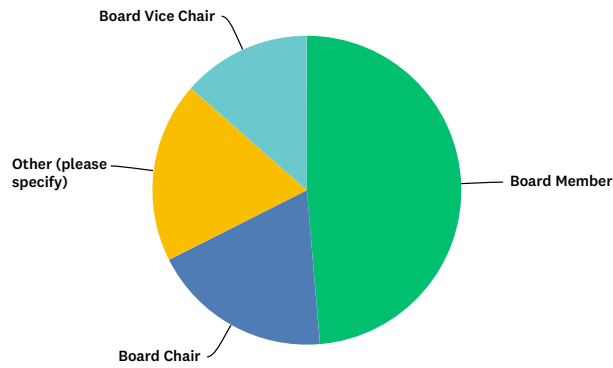


ANSWER CHOICES	RESPONSES	
1-3 years	45.95%	17
3-6 years	27.03%	10
Over ten years	16.22%	6
6-10 years	10.81%	4
TOTAL		37

CAPG Research and Policy Committee Survey

Q4 Please indicate your position on the Board:

Answered: 37 Skipped: 1

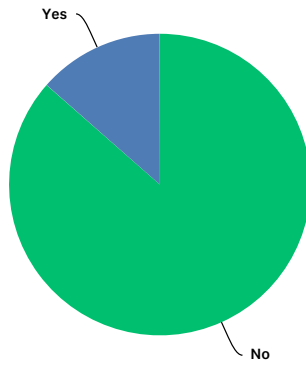


ANSWER CHOICES	RESPONSES	
Board Member	48.65%	18
Board Chair	18.92%	7
Other (please specify)	18.92%	7
Board Vice Chair	13.51%	5
TOTAL		37

#	OTHER (PLEASE SPECIFY)	DATE
1	staff	7/12/2018 11:51 AM
2	Staff	7/11/2018 10:09 AM
3	technical advisor	7/11/2018 9:09 AM
4	advisor	6/28/2018 12:29 PM
5	staff	6/19/2018 2:29 PM
6	Executive Director	6/13/2018 11:34 AM
7	Board Manager	6/12/2018 1:00 PM

Q5 Are you an Executive Director?

Answered: 37 Skipped: 1

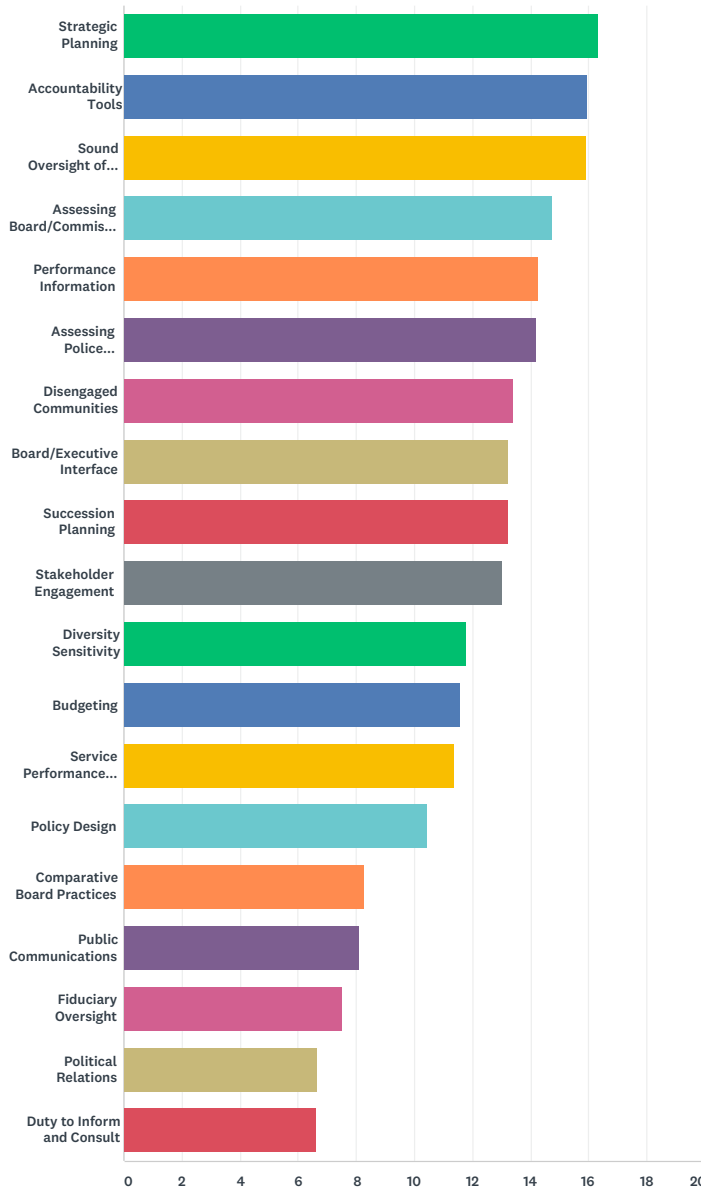


ANSWER CHOICES	RESPONSES	
No	86.49%	32
Yes	13.51%	5
TOTAL		37

CAPG Research and Policy Committee Survey

Q6 PART II - The Governance Research Agenda The governance challenge is central to the work of boards/commissioners. It should also be the core of the CAPG research and policy agenda. Therefore, what are the policy and research areas most significant to you and your fellow governors? A representative list is provided with ample space for you to add items. Please indicate which are the topics that need immediate research attention, those that are important but less urgent and then research topics that are less urgent and can be addressed within a five-year timeframe. Immediate Needs: Choose Three (3) and Prioritize. These topics need immediate research attention as little is known or available.

Answered: 38 Skipped: 0



	1	2	3	4	5	6	7	8	9	10	11	12	13	14
Strategic Planning	30.77% 4	15.38% 2	7.69% 1	23.08% 3	0.00% 0	7.69% 1	0.00% 0	0.00% 0	7.69% 1	7.69% 1	0.00% 0	0.00% 0	0.00% 0	0.00% 0
Accountability Tools	40.00% 6	6.67% 1	6.67% 1	6.67% 1	6.67% 1	13.33% 2	0.00% 0	6.67% 1	0.00% 0	6.67% 1	6.67% 1	0.00% 0	0.00% 0	0.00% 0
Sound Oversight of Operational Effectiveness	30.77% 8	23.08% 6	11.54% 3	3.85% 1	11.54% 3	3.85% 1	0.00% 0	3.85% 1	3.85% 1	0.00% 0	0.00% 0	0.00% 0	0.00% 0	0.00% 0

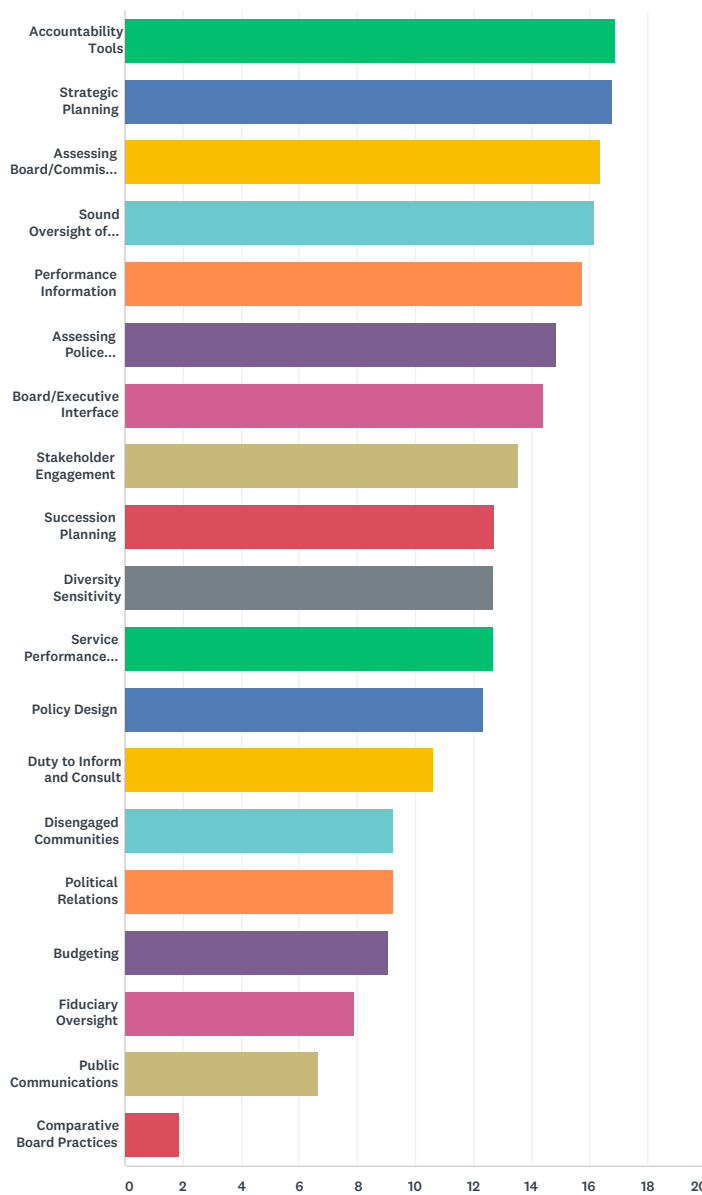
CAPG Research and Policy Committee Survey

Assessing Board/Commission Performance	7.14% 1	21.43% 3	21.43% 3	7.14% 1	7.14% 1	0.00% 0	14.29% 2	0.00% 0	7.14% 1	7.14% 1	0.00% 0	0.00% 0	0.00% 0	0.00% 0
Performance Information	9.09% 1	18.18% 2	18.18% 2	9.09% 1	9.09% 1	9.09% 1	0.00% 0	0.00% 0	0.00% 0	9.09% 1	0.00% 0	9.09% 1	0.00% 0	0.00% 0
Assessing Police Executives	8.33% 1	16.67% 2	0.00% 0	0.00% 0	8.33% 1	16.67% 2	25.00% 3	8.33% 1	8.33% 1	8.33% 1	0.00% 0	0.00% 0	0.00% 0	0.00% 0
Disengaged Communities	15.38% 2	7.69% 1	23.08% 3	7.69% 1	0.00% 0	0.00% 0	7.69% 1	0.00% 0	7.69% 1	15.38% 2	0.00% 0	0.00% 0	0.00% 0	7.69% 1
Board/Executive Interface	7.69% 1	15.38% 2	0.00% 0	0.00% 0	0.00% 0	23.08% 3	15.38% 2	15.38% 2	7.69% 1	0.00% 0	7.69% 1	0.00% 0	0.00% 0	0.00% 0
Succession Planning	0.00% 0	7.69% 1	30.77% 4	0.00% 0	0.00% 0	0.00% 0	7.69% 1	23.08% 3	15.38% 2	0.00% 0	7.69% 1	0.00% 0	0.00% 0	7.69% 1
Stakeholder Engagement	7.14% 1	14.29% 2	7.14% 1	0.00% 0	7.14% 1	0.00% 0	14.29% 2	7.14% 1	7.14% 1	21.43% 3	7.14% 1	0.00% 0	7.14% 1	0.00% 0
Diversity Sensitivity	6.25% 1	12.50% 2	12.50% 2	6.25% 1	0.00% 0	0.00% 0	0.00% 0	6.25% 1	0.00% 0	0.00% 0	37.50% 6	12.50% 2	0.00% 0	0.00% 0
Budgeting	6.67% 1	0.00% 0	26.67% 4	0.00% 0	6.67% 1	0.00% 0	0.00% 0	0.00% 0	0.00% 0	0.00% 0	6.67% 1	46.67% 7	6.67% 1	0.00% 0
Service Performance Metrics	15.79% 3	15.79% 3	10.53% 2	0.00% 0	0.00% 0	0.00% 0	0.00% 0	0.00% 0	5.26% 1	0.00% 0	0.00% 0	0.00% 0	10.53% 2	36.84% 7
Policy Design	20.00% 3	6.67% 1	6.67% 1	0.00% 0	0.00% 0	0.00% 0	0.00% 0	0.00% 0	0.00% 0	0.00% 0	0.00% 0	0.00% 0	46.67% 7	6.67% 1
Comparative Board Practices	6.67% 1	13.33% 2	20.00% 3	0.00% 0	0.00% 0	0.00% 0	0.00% 0	0.00% 0	0.00% 0	0.00% 0	0.00% 0	6.67% 1	0.00% 0	0.00% 0
Public Communications	0.00% 0	6.67% 1	20.00% 3	0.00% 0	0.00% 0	0.00% 0	0.00% 0	0.00% 0	0.00% 0	13.33% 2	0.00% 0	0.00% 0	0.00% 0	0.00% 0
Fiduciary Oversight	0.00% 0	23.08% 3	7.69% 1	0.00% 0	0.00% 0	0.00% 0	0.00% 0	0.00% 0	0.00% 0	0.00% 0	0.00% 0	0.00% 0	0.00% 0	0.00% 0
Political Relations	14.29% 2	7.14% 1	7.14% 1	0.00% 0	0.00% 0	0.00% 0	0.00% 0	0.00% 0	0.00% 0	0.00% 0	0.00% 0	0.00% 0	0.00% 0	0.00% 0
Duty to Inform and Consult	0.00% 0	0.00% 0	0.00% 0	0.00% 0	10.00% 1	0.00% 0	0.00% 0	0.00% 0	10.00% 1	0.00% 0	0.00% 0	0.00% 0	0.00% 0	0.00% 0

CAPG Research and Policy Committee Survey

Q7 Less Urgent: Choose Three (3) and Prioritize. These topics are important but less urgent. Within a two year timeframe.

Answered: 37 Skipped: 1



	1	2	3	4	5	6	7	8	9	10	11	12	13	14
Accountability Tools	29.41% 5	17.65% 3	17.65% 3	11.76% 2	11.76% 2	5.88% 1	0.00% 0	0.00% 0	5.88% 1	0.00% 0	0.00% 0	0.00% 0	0.00% 0	0.00% 0
Strategic Planning	11.11% 2	27.78% 5	33.33% 6	0.00% 0	16.67% 3	5.56% 1	5.56% 1	0.00% 0	0.00% 0	0.00% 0	0.00% 0	0.00% 0	0.00% 0	0.00% 0
Assessing Board/Commission Performance	18.18% 2	18.18% 2	9.09% 1	18.18% 2	9.09% 1	27.27% 3	0.00% 0	0.00% 0	0.00% 0	0.00% 0	0.00% 0	0.00% 0	0.00% 0	0.00% 0
Sound Oversight of Operational Effectiveness	14.29% 2	14.29% 2	21.43% 3	14.29% 2	7.14% 1	14.29% 2	14.29% 2	0.00% 0	0.00% 0	0.00% 0	0.00% 0	0.00% 0	0.00% 0	0.00% 0
Performance Information	26.67% 4	20.00% 3	13.33% 2	6.67% 1	6.67% 1	0.00% 0	13.33% 2	6.67% 1	0.00% 0	0.00% 0	0.00% 0	0.00% 0	0.00% 0	0.00% 0
Assessing Police Executives	21.43% 3	7.14% 1	14.29% 2	0.00% 0	7.14% 1	0.00% 0	14.29% 2	21.43% 3	14.29% 2	0.00% 0	0.00% 0	0.00% 0	0.00% 0	0.00% 0
Board/Executive Interface	10.00% 1	10.00% 1	10.00% 1	0.00% 0	0.00% 0	20.00% 2	20.00% 2	30.00% 3	0.00% 0	0.00% 0	0.00% 0	0.00% 0	0.00% 0	0.00% 0
Stakeholder Engagement	7.69% 1	23.08% 3	15.38% 2	0.00% 0	0.00% 0	0.00% 0	0.00% 0	0.00% 0	7.69% 1	30.77% 4	15.38% 2	0.00% 0	0.00% 0	0.00% 0

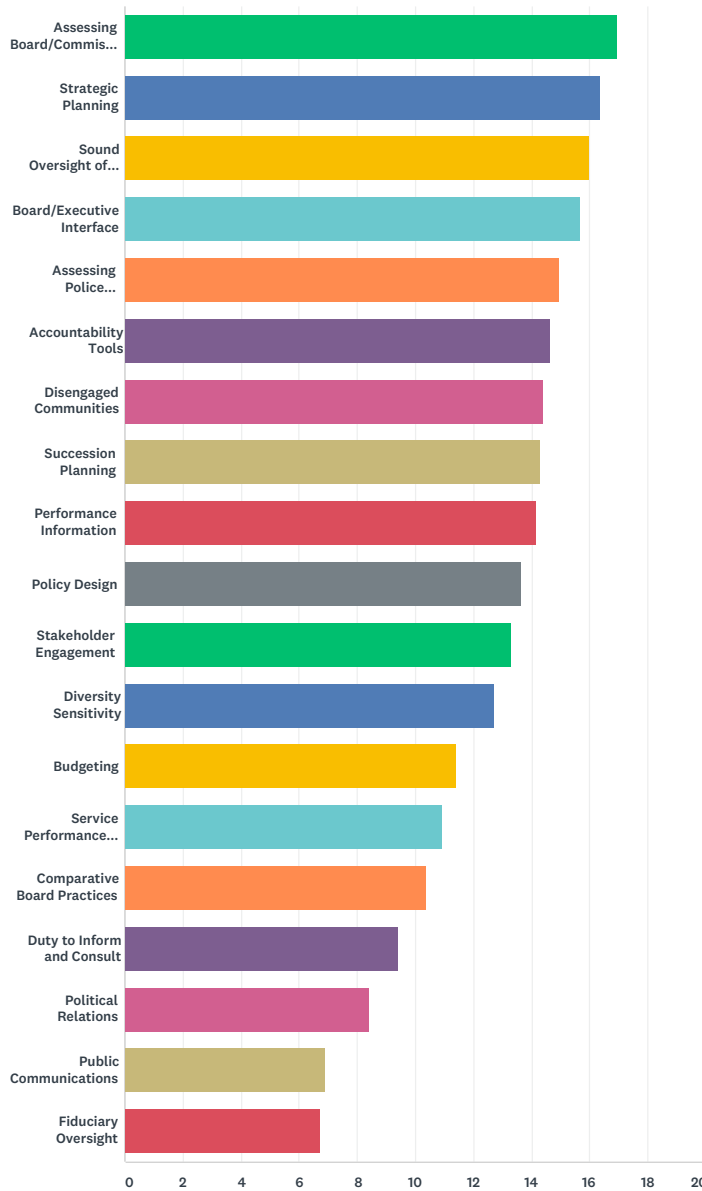
CAPG Research and Policy Committee Survey

Succession Planning	10.00% 1	0.00% 0	20.00% 2	0.00% 0	0.00% 0	0.00% 0	0.00% 0	0.00% 0	10.00% 1	30.00% 3	20.00% 2	10.00% 1	0.00% 0	0.00% 0	0.00% 0
Diversity Sensitivity	23.08% 3	15.38% 2	0.00% 0	7.69% 1	0.00% 0	0.00% 0	0.00% 0	0.00% 0	0.00% 0	0.00% 0	0.00% 0	15.38% 2	23.08% 3	15.38% 2	0.00% 0
Service Performance Metrics	8.33% 1	25.00% 3	25.00% 3	0.00% 0	0.00% 0	0.00% 0	0.00% 0	0.00% 0	0.00% 0	0.00% 0	0.00% 0	0.00% 0	0.00% 0	0.00% 0	25.00% 3
Policy Design	6.67% 1	26.67% 4	20.00% 3	0.00% 0	0.00% 0	0.00% 0	0.00% 0	0.00% 0	0.00% 0	0.00% 0	0.00% 0	0.00% 0	0.00% 0	20.00% 3	13.33% 2
Duty to Inform and Consult	9.09% 1	18.18% 2	18.18% 2	0.00% 0	0.00% 0	0.00% 0	0.00% 0	0.00% 0	0.00% 0	0.00% 0	0.00% 0	0.00% 0	0.00% 0	0.00% 0	0.00% 0
Disengaged Communities	0.00% 0	0.00% 0	0.00% 0	0.00% 0	0.00% 0	0.00% 0	0.00% 0	0.00% 0	0.00% 0	12.50% 1	25.00% 2	37.50% 3	25.00% 2	0.00% 0	0.00% 0
Political Relations	23.08% 3	0.00% 0	15.38% 2	0.00% 0	7.69% 1	0.00% 0	0.00% 0	0.00% 0	0.00% 0	0.00% 0	0.00% 0	0.00% 0	0.00% 0	0.00% 0	0.00% 0
Budgeting	9.09% 1	9.09% 1	0.00% 0	0.00% 0	0.00% 0	0.00% 0	0.00% 0	0.00% 0	0.00% 0	0.00% 0	0.00% 0	0.00% 0	27.27% 3	27.27% 3	27.27% 3
Fiduciary Oversight	18.18% 2	0.00% 0	9.09% 1	0.00% 0	0.00% 0	0.00% 0	0.00% 0	0.00% 0	0.00% 0	9.09% 1	0.00% 0	0.00% 0	0.00% 0	0.00% 0	0.00% 0
Public Communications	0.00% 0	11.11% 1	0.00% 0	11.11% 1	0.00% 0	0.00% 0	0.00% 0	0.00% 0	0.00% 0	0.00% 0	0.00% 0	0.00% 0	0.00% 0	0.00% 0	0.00% 0
Comparative Board Practices	0.00% 0	0.00% 0	0.00% 0	0.00% 0	0.00% 0	0.00% 0	0.00% 0	0.00% 0	0.00% 0	0.00% 0	0.00% 0	11.11% 1	0.00% 0	0.00% 0	0.00% 0

CAPG Research and Policy Committee Survey

Q8 Longer Term: Choose Three (3) and Prioritize. Within a five year timeframe.

Answered: 37 Skipped: 1



	1	2	3	4	5	6	7	8	9	10	11	12	13	14
Assessing Board/Commission Performance	33.33% 5	13.33% 2	20.00% 3	6.67% 1	6.67% 1	13.33% 2	6.67% 1	0.00% 0	0.00% 0	0.00% 0	0.00% 0	0.00% 0	0.00% 0	0.00% 0
Strategic Planning	28.57% 4	21.43% 3	7.14% 1	7.14% 1	0.00% 0	14.29% 2	14.29% 2	7.14% 1	0.00% 0	0.00% 0	0.00% 0	0.00% 0	0.00% 0	0.00% 0
Sound Oversight of Operational Effectiveness	20.00% 2	30.00% 3	0.00% 0	0.00% 0	20.00% 2	0.00% 0	20.00% 2	10.00% 1	0.00% 0	0.00% 0	0.00% 0	0.00% 0	0.00% 0	0.00% 0
Board/Executive Interface	20.00% 2	20.00% 2	10.00% 1	0.00% 0	0.00% 0	30.00% 3	10.00% 1	0.00% 0	10.00% 1	0.00% 0	0.00% 0	0.00% 0	0.00% 0	0.00% 0
Assessing Police Executives	7.14% 1	28.57% 4	14.29% 2	0.00% 0	0.00% 0	0.00% 0	14.29% 2	28.57% 4	0.00% 0	7.14% 1	0.00% 0	0.00% 0	0.00% 0	0.00% 0
Accountability Tools	12.50% 1	25.00% 2	0.00% 0	12.50% 1	37.50% 3	0.00% 0	0.00% 0	0.00% 0	0.00% 0	0.00% 0	0.00% 0	0.00% 0	0.00% 0	0.00% 0
Disengaged Communities	20.00% 3	26.67% 4	13.33% 2	0.00% 0	0.00% 0	0.00% 0	0.00% 0	0.00% 0	0.00% 0	20.00% 3	6.67% 1	0.00% 0	13.33% 2	0.00% 0
Succession Planning	15.38% 2	0.00% 0	38.46% 5	0.00% 0	0.00% 0	0.00% 0	0.00% 0	7.69% 1	15.38% 2	15.38% 2	7.69% 1	0.00% 0	0.00% 0	0.00% 0

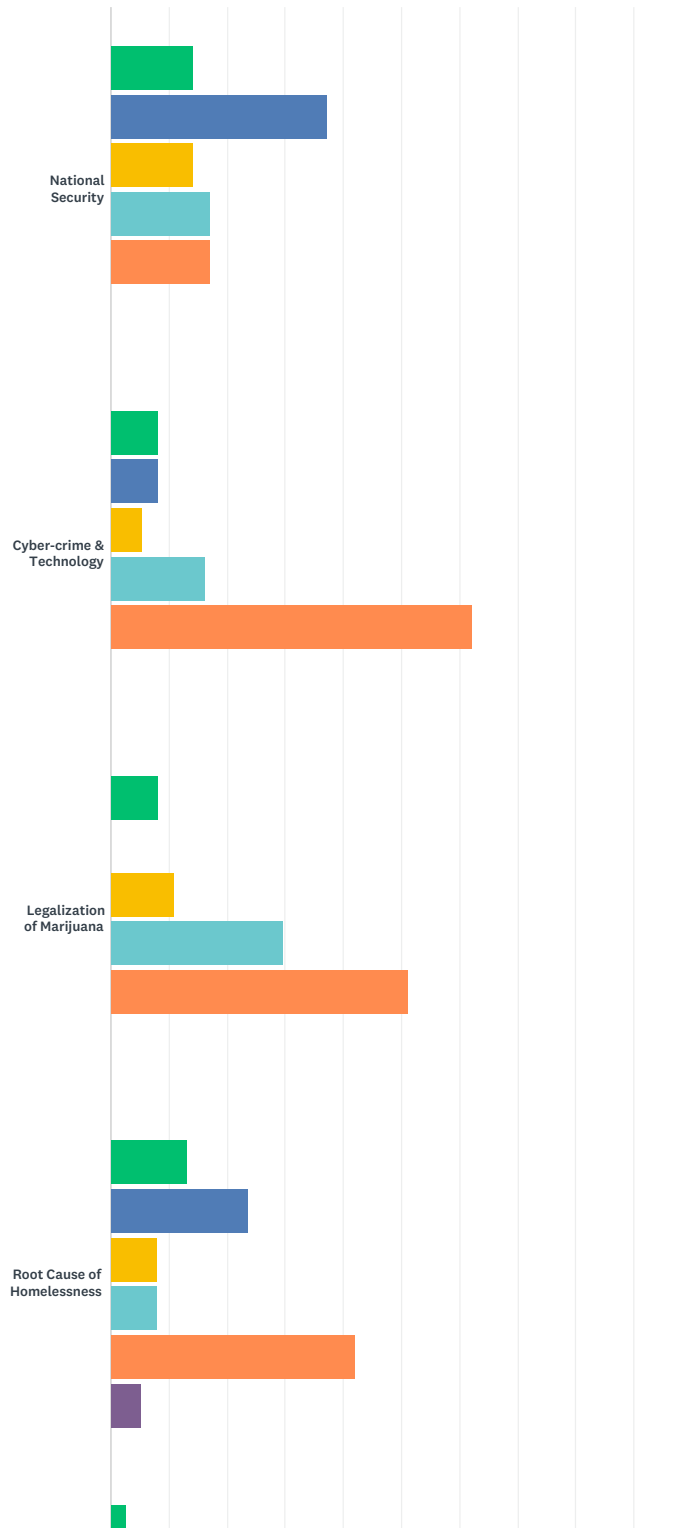
CAPG Research and Policy Committee Survey

Performance Information	28.57% 2	0.00% 0	0.00% 0	42.86% 3	0.00% 0	0.00% 0	0.00% 0	0.00% 0	0.00% 0	14.29% 1	0.00% 0	0.00% 0	0.00% 0	0.00% 0	
Policy Design	15.38% 2	30.77% 4	15.38% 2	0.00% 0	0.00% 0	0.00% 0	0.00% 0	0.00% 0	0.00% 0	0.00% 0	0.00% 0	0.00% 0	30.77% 4	0.00% 0	
Stakeholder Engagement	7.69% 1	23.08% 3	15.38% 2	0.00% 0	0.00% 0	0.00% 0	0.00% 0	0.00% 0	0.00% 0	23.08% 3	15.38% 2	0.00% 0	7.69% 1	0.00% 0	
Diversity Sensitivity	20.00% 2	20.00% 2	0.00% 0	0.00% 0	0.00% 0	0.00% 0	0.00% 0	0.00% 0	0.00% 0	0.00% 0	0.00% 0	50.00% 5	10.00% 1	0.00% 0	
Budgeting	8.33% 1	0.00% 0	33.33% 4	0.00% 0	0.00% 0	0.00% 0	0.00% 0	0.00% 0	0.00% 0	0.00% 0	0.00% 0	0.00% 0	33.33% 4	8.33% 1	8.33% 1
Service Performance Metrics	16.67% 2	0.00% 0	25.00% 3	0.00% 0	0.00% 0	0.00% 0	0.00% 0	0.00% 0	0.00% 0	0.00% 0	0.00% 0	0.00% 0	8.33% 1	0.00% 0	41.67% 5
Comparative Board Practices	7.69% 1	7.69% 1	38.46% 5	0.00% 0	0.00% 0	0.00% 0	0.00% 0	0.00% 0	0.00% 0	0.00% 0	0.00% 0	0.00% 0	7.69% 1	0.00% 0	0.00% 0
Duty to Inform and Consult	10.00% 1	10.00% 1	10.00% 1	0.00% 0	0.00% 0	0.00% 0	0.00% 0	0.00% 0	0.00% 0	10.00% 1	0.00% 0	0.00% 0	0.00% 0	0.00% 0	10.00% 1
Political Relations	20.00% 2	10.00% 1	10.00% 1	0.00% 0	0.00% 0	0.00% 0	0.00% 0	0.00% 0	0.00% 0	0.00% 0	0.00% 0	0.00% 0	0.00% 0	0.00% 0	0.00% 0
Public Communications	11.11% 1	0.00% 0	11.11% 1	0.00% 0	0.00% 0	0.00% 0	0.00% 0	0.00% 0	0.00% 0	0.00% 0	0.00% 0	0.00% 0	0.00% 0	0.00% 0	0.00% 0
Fiduciary Oversight	0.00% 0	25.00% 2	0.00% 0	0.00% 0	0.00% 0	0.00% 0	0.00% 0	0.00% 0	0.00% 0	0.00% 0	0.00% 0	0.00% 0	0.00% 0	0.00% 0	0.00% 0

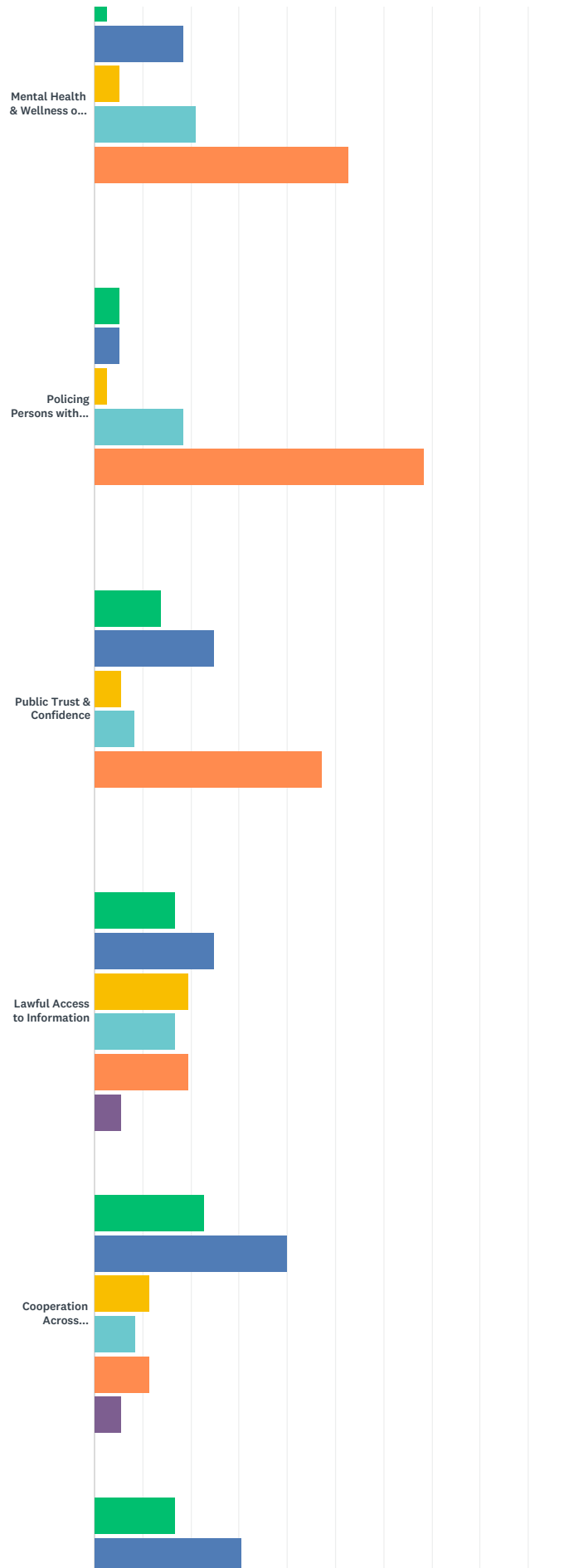
CAPG Research and Policy Committee Survey

Q9 PART III - The Policing Research Agenda
The issues below represent an array of policing issues that you as a Board/Commission member may want to know more about from research. The following have been identified as national priorities for the Canadian policing community. For this question, please use the scale provided to reflect the extent to which you think these issues will affect or are currently affecting your organization (i.e., the Board and its Police Service).
A. Impact of Policing Issues

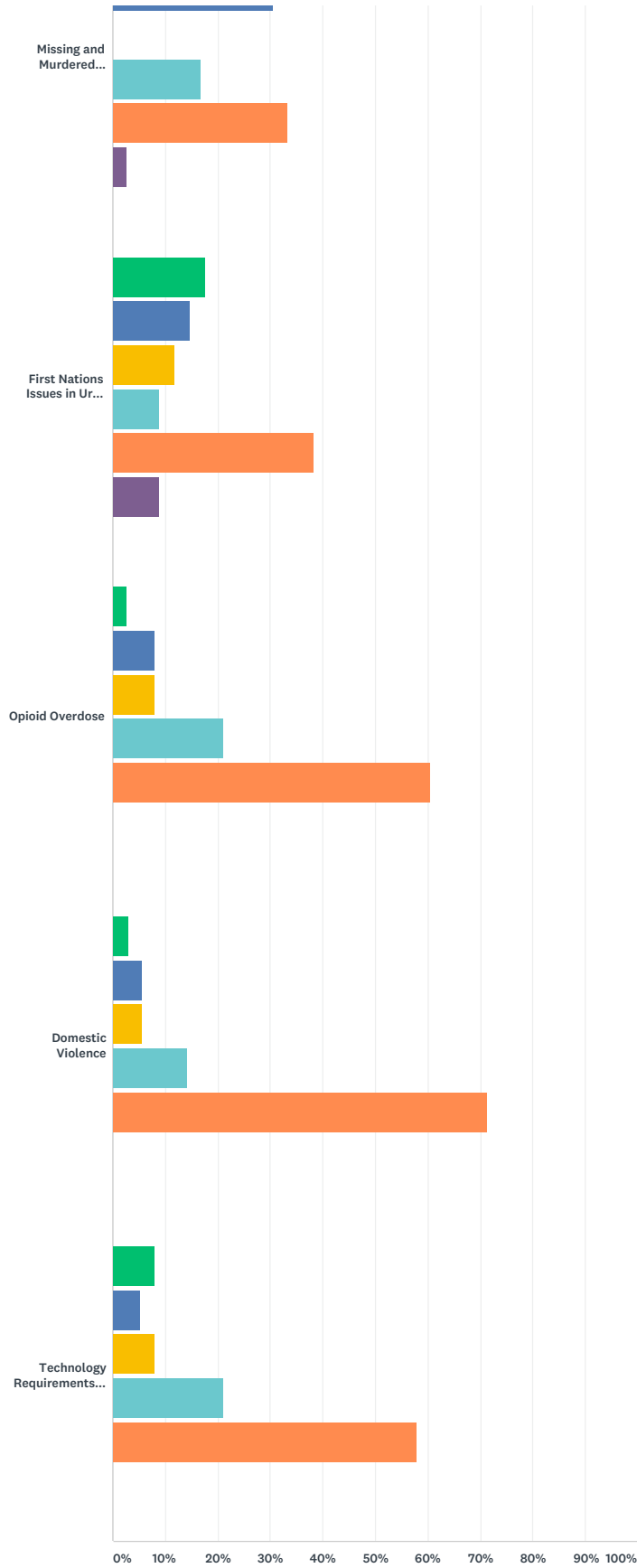
Answered: 38 Skipped: 0



CAPG Research and Policy Committee Survey



CAPG Research and Policy Committee Survey



■ Do not anticipate it will be a major issue:
■ Not currently an issue but indicators are present:
■ Expected to emerge within 2-3 years: ■ Recently emerged within the last year:
■ Already a major issue within the organization: ■ Not Applicable

CAPG Research and Policy Committee Survey

■ Priority 1 major issue within the organization
 ■ Priority 2 issue

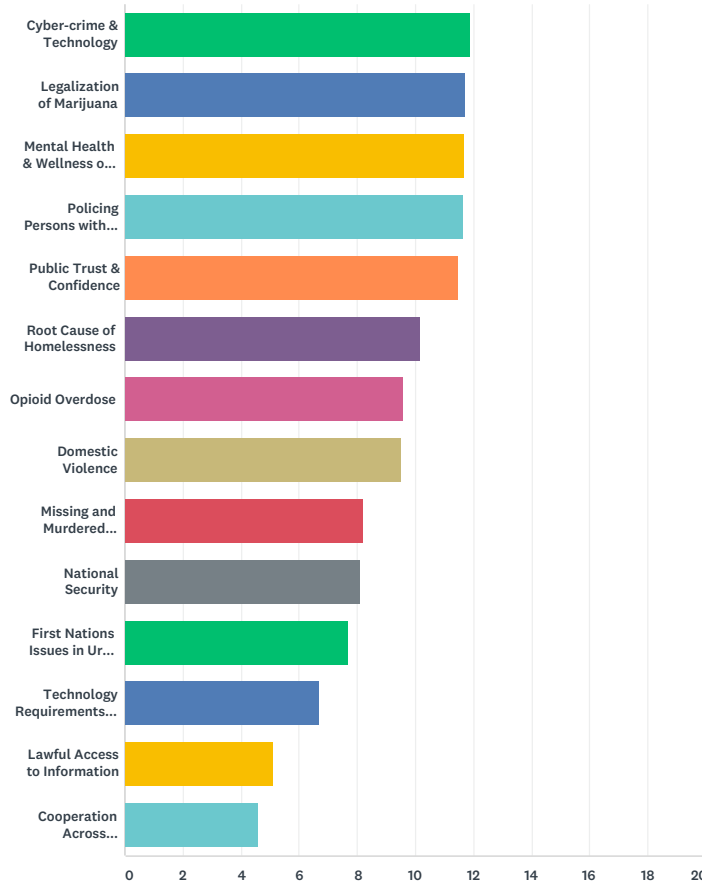
	DO NOT ANTICIPATE IT WILL BE A MAJOR ISSUE:	NOT CURRENTLY AN ISSUE BUT INDICATORS ARE PRESENT:	EXPECTED TO EMERGE WITHIN 2-3 YEARS:	RECENTLY EMERGED WITHIN THE LAST YEAR:	ALREADY A MAJOR ISSUE WITHIN THE ORGANIZATION:	NOT APPLICABLE	TOTAL RESPONDENTS
National Security	14.29% 5	37.14% 13	14.29% 5	17.14% 6	17.14% 6	0.00% 0	35
Cyber-crime & Technology	8.11% 3	8.11% 3	5.41% 2	16.22% 6	62.16% 23	0.00% 0	37
Legalization of Marijuana	8.11% 3	0.00% 0	10.81% 4	29.73% 11	51.35% 19	0.00% 0	37
Root Cause of Homelessness	13.16% 5	23.68% 9	7.89% 3	7.89% 3	42.11% 16	5.26% 2	38
Mental Health & Wellness of Members	2.63% 1	18.42% 7	5.26% 2	21.05% 8	52.63% 20	0.00% 0	38
Policing Persons with Mental Illness	5.26% 2	5.26% 2	2.63% 1	18.42% 7	68.42% 26	0.00% 0	38
Public Trust & Confidence	13.89% 5	25.00% 9	5.56% 2	8.33% 3	47.22% 17	0.00% 0	36
Lawful Access to Information	16.67% 6	25.00% 9	19.44% 7	16.67% 6	19.44% 7	5.56% 2	36
Cooperation Across Pan-Canadian Jurisdictional Boundaries	22.86% 8	40.00% 14	11.43% 4	8.57% 3	11.43% 4	5.71% 2	35
Missing and Murdered Indigenous Women & Girls	16.67% 6	30.56% 11	0.00% 0	16.67% 6	33.33% 12	2.78% 1	36
First Nations Issues in Urban Centres	17.65% 6	14.71% 5	11.76% 4	8.82% 3	38.24% 13	8.82% 3	34
Opioid Overdose	2.63% 1	7.89% 3	7.89% 3	21.05% 8	60.53% 23	0.00% 0	38
Domestic Violence	2.86% 1	5.71% 2	5.71% 2	14.29% 5	71.43% 25	0.00% 0	35
Technology Requirements for Officers	7.89% 3	5.26% 2	7.89% 3	21.05% 8	57.89% 22	0.00% 0	38

#	OTHER (PLEASE SPECIFY)	DATE
1	TRC recommendations and Engaging FN's re where emphasis of policing resources creates most buy in and safety	7/19/2018 5:17 PM
2	Understanding and advocating for housing for homeless is a critical issues to reduce calls for service, therefore escalating costs of policing.	7/18/2018 12:51 PM
3	police culture - modernizing the workplace to be more healthy and productive	7/12/2018 11:51 AM
4	Cyber crime issues are very relevant	7/11/2018 3:47 PM
5	New generation 911	7/11/2018 9:09 AM
6	Unfounded and Sexual Assault investigations; BLM and policing, including racial profiling, carding, etc.	6/12/2018 9:38 PM

CAPG Research and Policy Committee Survey

Q10 This list identifies the same set of national-level issues. However, in this issue, we would like you to prioritize them. As a minimum, please prioritize the top 5 that are or will impact your police service. This is a critical question to the outcome of the survey. You will be able to add other items to the next question.**B. Prioritizing Policing Issues**

Answered: 38 Skipped: 0



	1	2	3	4	5	6	7	8	9	10	11	12	13	14	TO
Cyber-crime & Technology	12.00% 3	40.00% 10	8.00% 2	24.00% 6	4.00% 1	4.00% 1	8.00% 2	0.00% 0	0.00% 0	0.00% 0	0.00% 0	0.00% 0	0.00% 0	0.00% 0	0.00% 0
Legalization of Marijuana	39.29% 11	14.29% 4	17.86% 5	7.14% 2	7.14% 2	0.00% 0	3.57% 1	3.57% 1	0.00% 0	0.00% 0	3.57% 1	0.00% 0	0.00% 0	0.00% 0	3.57% 1
Mental Health & Wellness of Members	20.00% 5	24.00% 6	32.00% 8	4.00% 1	4.00% 1	0.00% 0	0.00% 0	12.00% 3	4.00% 1	0.00% 0	0.00% 0	0.00% 0	0.00% 0	0.00% 0	0.00% 0
Policing Persons with Mental Illness	23.08% 6	19.23% 5	26.92% 7	11.54% 3	3.85% 1	7.69% 2	0.00% 0	0.00% 0	0.00% 0	3.85% 1	3.85% 1	0.00% 0	0.00% 0	0.00% 0	0.00% 0
Public Trust & Confidence	25.00% 6	16.67% 4	25.00% 6	4.17% 1	8.33% 2	8.33% 2	0.00% 0	4.17% 1	4.17% 1	4.17% 1	0.00% 0	0.00% 0	0.00% 0	0.00% 0	0.00% 0
Root Cause of Homelessness	11.76% 2	17.65% 3	17.65% 3	5.88% 1	17.65% 3	5.88% 1	0.00% 0	5.88% 1	5.88% 1	5.88% 1	0.00% 0	0.00% 0	5.88% 1	0.00% 0	0.00% 0
Opioid Overdose	14.29% 4	10.71% 3	0.00% 0	32.14% 9	10.71% 3	0.00% 0	10.71% 3	0.00% 0	3.57% 1	0.00% 0	0.00% 0	14.29% 4	3.57% 1	0.00% 0	0.00% 0
Domestic Violence	0.00% 0	0.00% 0	11.11% 2	33.33% 6	33.33% 6	5.56% 1	5.56% 1	0.00% 0	0.00% 0	0.00% 0	0.00% 0	0.00% 0	11.11% 2	0.00% 0	0.00% 0
Missing and Murdered Indigenous Women & Girls	0.00% 0	12.50% 2	18.75% 3	6.25% 1	12.50% 2	0.00% 0	6.25% 1	0.00% 0	0.00% 0	25.00% 4	6.25% 1	12.50% 2	0.00% 0	0.00% 0	0.00% 0
National Security	0.00% 0	0.00% 0	11.11% 1	22.22% 2	0.00% 0	11.11% 1	22.22% 2	11.11% 1	11.11% 1	0.00% 0	0.00% 0	0.00% 0	0.00% 0	11.11% 1	0.00% 0

CAPG Research and Policy Committee Survey

First Nations Issues in Urban Centres	7.14% 1	0.00% 0	0.00% 0	14.29% 2	28.57% 4	7.14% 1	0.00% 0	7.14% 1	0.00% 0	0.00% 0	21.43% 3	0.00% 0	14.29% 2	0.00% 0
Technology Requirements for Officers	0.00% 0	0.00% 0	0.00% 0	9.09% 2	40.91% 9	9.09% 2	0.00% 0	4.55% 1	0.00% 0	0.00% 0	0.00% 0	4.55% 1	0.00% 0	31.82% 7
Lawful Access to Information	0.00% 0	0.00% 0	0.00% 0	0.00% 0	10.00% 1	0.00% 0	0.00% 0	10.00% 1	20.00% 2	10.00% 1	30.00% 3	10.00% 1	10.00% 1	0.00% 0
Cooperation Across Pan-Canadian Jurisdictional Boundaries	0.00% 0	0.00% 0	0.00% 0	0.00% 0	10.00% 1	0.00% 0	0.00% 0	0.00% 0	30.00% 3	10.00% 1	10.00% 1	20.00% 2	10.00% 1	10.00% 1

CAPG Research and Policy Committee Survey

Q11 Please identify and briefly describe any issues and their priority ranking that should be considered by CAPG. If possible, please provide an indication regarding whether these additional priorities are already impacting your organization or are expected to emerge within the next two or three years. C. Identifying Other Policing Issues

Answered: 21 Skipped: 17

ANSWER CHOICES	RESPONSES	
Issue 1 Description	100.00%	21
Priority Ranking Relative to Q10	90.48%	19
Emergent: Now or Future	76.19%	16
Issue 2 Description	76.19%	16
Priority Ranking Relative to Q10	61.90%	13
Emergent: Now or Future	61.90%	13
Issue 3 Description	61.90%	13
Priority Ranking Relative to Q10	47.62%	10
Emergent: Now or Future	52.38%	11

#	ISSUE 1 DESCRIPTION	DATE
1	TRC recommendations	7/19/2018 5:17 PM
2	Development of Core Competencies for Police Executives.	7/15/2018 5:00 PM
3	Dealing with persons with mental illness	7/13/2018 7:45 PM
4	cooperation/communication at executive level	7/12/2018 6:18 PM
5	police culture - creating productive and healthy workplaces	7/12/2018 11:51 AM
6	Gang related crimes	7/11/2018 10:16 PM
7	Cannabis Legalization	7/11/2018 8:39 PM
8	Recruitment	7/11/2018 6:25 PM
9	Should be Consistently hiring people to be police officers. Many hiring processes are archaic	7/11/2018 4:04 PM
10	Policing People with Mental Illness	7/11/2018 3:47 PM
11	Recruitment and Redtentation	7/11/2018 3:40 PM
12	Evolving concepts and practices in community policing.	7/11/2018 2:59 PM
13	Opioid Crisis	7/11/2018 10:04 AM
14	Medical Cannabis in the Workplace	7/11/2018 9:36 AM
15	Future Role of policing - how may it need to adapt to meet the changing nature of crime, root causes of crime and public expectations	7/6/2018 8:03 PM
16	We need to gain the trust and respect from the community, but new and innovative proactive measures.	6/28/2018 4:14 PM
17	Office culture, affects performance. Entitlement and a disregard for propriety severs an organization	6/19/2018 7:37 AM
18	Marijuana	6/15/2018 10:19 AM
19	Body worn cameras	6/13/2018 11:34 AM
20	Racial Profiling and Overpolicing of BIPOC	6/12/2018 9:38 PM
21	Legislation restricting capacity of the police services in ontario	6/12/2018 11:37 AM
#	PRIORITY RANKING RELATIVE TO Q10	DATE
1	3	7/19/2018 5:17 PM
2	15	7/15/2018 5:00 PM
3	3	7/13/2018 7:45 PM
4	2	7/12/2018 6:18 PM
5	2	7/12/2018 11:51 AM
6	3	7/11/2018 10:16 PM
7	1	7/11/2018 8:39 PM
8	High	7/11/2018 6:25 PM
9	2	7/11/2018 4:04 PM
10	Critical Issue Now	7/11/2018 3:47 PM
11	1	7/11/2018 3:40 PM
12	Near the top.	7/11/2018 2:59 PM
13	1	7/11/2018 9:36 AM
14	put it # 2	7/6/2018 8:03 PM
15	Opioids: This affects our FN, removing it from our pharmacy is only ONE proactive measure.	6/28/2018 4:14 PM

CAPG Research and Policy Committee Survey

16	1	6/15/2018 10:19 AM
17	5	6/13/2018 11:34 AM
18	1	6/12/2018 9:38 PM
19	2	6/12/2018 11:37 AM
#	EMERGENT: NOW OR FUTURE	DATE
1	now and future	7/19/2018 5:17 PM
2	now	7/13/2018 7:45 PM
3	now	7/12/2018 6:18 PM
4	Now	7/12/2018 11:51 AM
5	Now	7/11/2018 10:16 PM
6	Now	7/11/2018 8:39 PM
7	Now	7/11/2018 6:25 PM
8	now	7/11/2018 3:40 PM
9	Now and increasing as budget pressures increase.	7/11/2018 2:59 PM
10	Now	7/11/2018 9:36 AM
11	Now and future	7/6/2018 8:03 PM
12	Now	6/19/2018 7:37 AM
13	Emergent	6/15/2018 10:19 AM
14	Future	6/13/2018 11:34 AM
15	Now	6/12/2018 9:38 PM
16	Now	6/12/2018 11:37 AM
#	ISSUE 2 DESCRIPTION	DATE
1	Engagement with communities that have extensive police interaction to determine how to cooperate for greater shared safety	7/19/2018 5:17 PM
2	Technology- minors sharing intimate images	7/13/2018 7:45 PM
3	Police Act/Regulation Reform	7/12/2018 6:18 PM
4	Property Crime - theft from auto, theft of auto, commercial/residential B&E	7/11/2018 10:16 PM
5	Policing Budgets	7/11/2018 8:39 PM
6	Empowered officers	7/11/2018 6:25 PM
7	Longitudinal research to track police officers performance over extended time	7/11/2018 4:04 PM
8	Cyber crime	7/11/2018 3:47 PM
9	Expansion to meet needs	7/11/2018 3:40 PM
10	Mental Health of Members	7/11/2018 10:04 AM
11	Costs of policing - what can be done to alleviate ever increasing costs	7/6/2018 8:03 PM
12	Technology: Some officers just reject or hate change.	6/28/2018 4:14 PM
13	Besides providing good governance, fiscal responsibility is the task of the Board. Unrealistic financial requests put a strain on all aspects of functioning collaboratively	6/19/2018 7:37 AM
14	Missing and murdered indigeneous women	6/15/2018 10:19 AM
15	Unfounded and sexual assault investigations	6/12/2018 9:38 PM
16	Lack of ethical leadership	6/12/2018 11:37 AM
#	PRIORITY RANKING RELATIVE TO Q10	DATE
1	1	7/19/2018 5:17 PM
2	2	7/13/2018 7:45 PM
3	3	7/12/2018 6:18 PM
4	2	7/11/2018 10:16 PM
5	2	7/11/2018 8:39 PM
6	High	7/11/2018 6:25 PM
7	3	7/11/2018 4:04 PM
8	How do we keep ahead of this problem ?	7/11/2018 3:47 PM
9	2	7/11/2018 3:40 PM
10	put it # 3	7/6/2018 8:03 PM
11	2	6/15/2018 10:19 AM
12	2	6/12/2018 9:38 PM
13	3	6/12/2018 11:37 AM
#	EMERGENT: NOW OR FUTURE	DATE
1	now and future	7/19/2018 5:17 PM
2	now	7/13/2018 7:45 PM
3	now	7/12/2018 6:18 PM
4	Now	7/11/2018 10:16 PM
5	Now	7/11/2018 8:39 PM
6	Now	7/11/2018 6:25 PM
7	Now	7/11/2018 3:47 PM

CAPG Research and Policy Committee Survey

8	now	7/11/2018 3:40 PM
9	Now and future	7/6/2018 8:03 PM
10	Now	6/19/2018 7:37 AM
11	Now	6/15/2018 10:19 AM
12	Now	6/12/2018 9:38 PM
13	Now	6/12/2018 11:37 AM
#	ISSUE 3 DESCRIPTION	DATE
1	Analysis of police influence on fostering effective responses by others after police respond to a call for service	7/19/2018 5:17 PM
2	Legalization of Cannabis	7/13/2018 7:45 PM
3	Employee Wellness	7/11/2018 10:16 PM
4	Rising costs in Policing	7/11/2018 8:39 PM
5	Public Trust	7/11/2018 3:47 PM
6	infrastructure	7/11/2018 3:40 PM
7	Policing People with Mental Illness	7/11/2018 10:04 AM
8	Do Police Boards/Commissions add value - how do we know	7/6/2018 8:03 PM
9	Domestic Violence - is more violent from our females than males.	6/28/2018 4:14 PM
10	Inappropriate use of a position of responsibility	6/19/2018 7:37 AM
11	Domestic violence	6/15/2018 10:19 AM
12	Toxic masculine workplaces and how that impacts women in policing	6/12/2018 9:38 PM
13	Too many police executives tied to political figures	6/12/2018 11:37 AM
#	PRIORITY RANKING RELATIVE TO Q10	DATE
1	2	7/19/2018 5:17 PM
2	1	7/13/2018 7:45 PM
3	1	7/11/2018 10:16 PM
4	3	7/11/2018 8:39 PM
5	Communication with the public is critical (our major stakeholder	7/11/2018 3:47 PM
6	3	7/11/2018 3:40 PM
7	# 6	7/6/2018 8:03 PM
8	3	6/15/2018 10:19 AM
9	3	6/12/2018 9:38 PM
10	5	6/12/2018 11:37 AM
#	EMERGENT: NOW OR FUTURE	DATE
1	now and future	7/19/2018 5:17 PM
2	now	7/13/2018 7:45 PM
3	Now	7/11/2018 10:16 PM
4	Now	7/11/2018 8:39 PM
5	Now	7/11/2018 3:47 PM
6	now	7/11/2018 3:40 PM
7	Now and future	7/6/2018 8:03 PM
8	Now	6/19/2018 7:37 AM
9	Now	6/15/2018 10:19 AM
10	Now	6/12/2018 9:38 PM
11	Now	6/12/2018 11:37 AM

CAPG Research and Policy Committee Survey

Q12 Sometimes decisions have to be made before the necessary and supporting research can be completed. We would like to gather feedback concerning urgent policing issues that are currently affecting your police service and which will need to be addressed before research can reasonably be completed. Please be as specific as possible.D. Policy Issues Where Research is Not Possible

Answered: 14 Skipped: 24

#	RESPONSES	DATE
1	An Audit system to assign specific savings/benefits to affected bodies/agencies to effective solutions where many bodies/agencies may reduce costs if another agency/body were to take on a solution. all have heard of the benefits of ending homelessness, including policing costs but there seems to be no way to assign savings to individual units such as policing, health, justice, etc.	7/19/2018 5:17 PM
2	Budgeting as it impacts workload of officers	7/13/2018 7:45 PM
3	internal biases within organizations	7/12/2018 6:18 PM
4	Access Without Fear - undocumented individuals, Sanctuary cities	7/11/2018 10:16 PM
5	Street Checks / Carding.....	7/11/2018 8:39 PM
6	empathetic empowered police officers	7/11/2018 6:25 PM
7	How do we insure that all stakeholders are involved in community safety issues i.e mental health, cyber crime ?	7/11/2018 3:47 PM
8	Cultural match between the culture of policing and the culture of the people being policed.	7/11/2018 3:40 PM
9	Opioid Crisis	7/11/2018 10:04 AM
10	Dealing with persons with mental illness - what is police role, who should be doing this - who should be paying? Huge impact on costs of policing if police continue to have to play lead role. Role that police play in crime prevention particularly among youth and to prevent youth becoming involved in gangs and criminal life style What works - who should be responsible	7/6/2018 8:03 PM
11	Female Officers ratios compared to Male Officers: how to increase those numbers.	6/28/2018 4:14 PM
12	Misuse of position of trust. What is being done to check in with officers to remove the "god- like" behaviours and self imposed air of superiority. Perhaps this is common place with the job, as a defence mechanism.	6/19/2018 7:37 AM
13	Legislative and regulatory changes with new Safer Ontario Act and status of legislation as a result of recent provincial election	6/13/2018 11:34 AM
14	women and racialized police officers are still underrepresented in policing especially in the upper executive.	6/12/2018 9:38 PM